

METAL DESKS & MOBILE PEDESTALS

New



MODEL 66150
Mesa Two Drawer Desk



MODEL 66200
Two File Drawer Locking Mobile Pedestal



MODEL 66120
Mesa Two Drawer Desk

KEY FEATURES

- * Two pencil drawers standard
- * Heavy Duty 16 gauge steel
- * Scratch-resistant powder coated paint finish
- * Round steel tube legs with casters and leveling glides
- * 9 mm protective T-mold edge banding
- * 1 1/4" thick hi-pressure laminate top
- * Wire management included

Mobile Pedestals

Model 66200 Two Drawer
Overall Dimensions:
15 1/2" W x 23" D x 24" H

Model 66300 Three Drawer
Overall Dimensions:
15 1/2" W x 23" D x 24" H

Models/Measurements

Model 66120
Overall Dimensions:
47 1/4" W x 25 1/2" D x 29" H

Model 66140
Overall Dimensions:
55" W x 25 1/2" D x 29" H

Model 66150
Overall Dimensions:
59" W x 25 1/2" D x 29" H



MODEL 66360
Mesa Five Drawer Desk



KEY FEATURES

- * Double pedestal locking desk
- * Center drawer standard with lock
- * Heavy Duty 16 gauge steel
- * Scratch-resistant powder coated paint finish
- * Round steel tube legs with leveling glides
- * 9 mm T-mold protective edge banding
- * 1 1/4" thick hi-pressure laminate top
- * Wire management included

Model 66360
Overall Dimensions:
60" W x 29 1/2" D x 30" H

Distinctive 9mm T-mold protective edge banding




Perforated Modesty Panel



MODEL 66150
Mesa Desk

TOP FINISHES



ELECTRIFIED FURNITURE

Modular Tables; Half Round and Square fit together in combinations to accommodate your needs. Square table has built-in electrical and data port.


KEY FEATURES

- * Modular commercial grade tables
- * Heavy Duty 16 gauge steel
- * Scratch-resistant powder coated paint finish
- * Round steel tube legs with casters and leveling glides
- * 9 mm protective T-mold edge banding
- * 1 1/4" thick hi-pressure laminate top
- * Electrical and data port panel

Models/Measurements

Model 66248 Overall Dimensions: 48" W x 48" D x 29" H	Model 66180 Overall Dimensions: 48" W x 24" D x 29" H
--	--

TOP FINISHES




MODEL 66180
Half Round Table



MODEL 66180
Two Half Round Tables

MODEL 66248
Terminal/Workstation 48" Square



MODEL 66248
Terminal/Workstation 48" Square



MODEL 66180
Two Half Round Tables

New

OFM, Inc.

Utility Stands and 20x60 Table.

Commercial Grade Hi-Pressure Laminate Utility Tables with Bull Nose Edging.



MODEL 66140
Metal Two Door Cabinet Pedestal



MODEL 66745
Metal Shelf Pedestal

Models/Measurements

- | | | |
|--|--|--|
| Model 66746
Overall Dimensions:
60" W x 30" D x 51" H | Model 66745
Overall Dimensions:
60" W x 24" D x 51" H | Model 66510
Overall Dimensions:
59" W x 20" D x 51" H |
|--|--|--|

KEY FEATURES

- * Heavy Duty 16 gauge steel
- * Scratch-resistant powder coated paint finish
- * Round steel tube legs with casters and leveling glides
- * 9 mm protective edge banding
- * 1 1/4" thick hi-pressure laminate top
- * Locking door cabinet

KEY FEATURES

- * Heavy Duty 16 gauge steel
- * Scratch-resistant powder coated paint finish
- * Hi-pressure laminate top with bull nose edging
- * Leveling glides

TOP FINISHES



Cherry

Maple

Models/Measurements

- | | | | |
|---|---|---|---|
| Model UT3060
Overall Dimensions:
60" W x 30" D x 30" H | Model UT2460
Overall Dimensions:
60" W x 24" D x 30" H | Model UT3048
Overall Dimensions:
48" W x 30" D x 30" H | Model UT2448
Overall Dimensions:
48" W x 24" D x 30" H |
|---|---|---|---|



In Four Sizes



MODEL 66510
Training Table

New

